

SEGA[®]

**WONDER
BOY**

INSTRUCTION MANUAL

FOR HORIZONTALLY
MOUNTED MONITOR

SEGA ENTERPRISES, INC.

2149 PARAGON DR. SAN JOSE, CA 95131

(408) 435 - 0201



CONTENTS

- ⊙ CONVERSION KIT CONTENTS
- ⊙ PREVENTION OF COUNTERFEITING AND CONVERSION
- ⊙ NOTICE WARNING
- ⊙ WIRING DIAGRAM
- ⊙ WIRING ROUTING (MAIN HARNESS)
- ⊙ WIRING ROUTING (CONTROL PANEL HARNESS)
- ⊙ OPTION SWITCHES / DC POWER REQUIREMENTS

WARNING

This equipment generates, uses, and can radiate radio frequency energy and if not installed and used in accordance with the instructions manual, may cause interference to radio communications. It has been tested and found to comply with the limits for a Class A computing device pursuant to Subpart J of Part 15 of F.C.C. Rules, which are designed to provide reasonable protection against such interference when operated in a commercial environment. Operation of this equipment in a residential area is likely to cause interference in which case the user at his own expense will be required to take whatever measures may be required to correct this interference.

CONVERSION KIT CONTENTS

PART NO.	Q/U	DESCRIPTION
834-5984-10	1	IC BD WONDER BOY) ONE OF THESE
834-5984-16	1	IC BD WONDER BOY)
610-0001	1	ASSY 8 WAY JOYSTICK U/R
509-5123-01	2	SW PUSH BUTTON 1M WHITE
509-5123-02	2	SW PUSH BUTTON 1M RED
509-5123-03	2	SW PUSH BUTTON 1M YELLOW
421-6122	1	TV MASK SHEET
421-6327	2	STICKER CABINET SIDE WONDER BOY
423-0025	1	DESIGN PLATE WONDER BOY
422-0122-91	1	PLAY INSTR SH WONDER BOY
421-6187-91	1	CONTROL PANEL SHEET
SGB-3645X	1	WIRE HARN CONT PANEL
SGB-3620-3Y	1	WIRE HARN EXT USA
051-0005	4	FLANGE NUT M5
031-0520-B	4	CRG BLT-BLK M5x20
421-6307	1	ADJ & I/O INSTR SH WONDER BOY
421-5801-29	1	LICENSE SEAL WONDER BOY
117-5127-06	2	BUTTON INSTR PLATE JUMP
117-5127-07	2	BUTTON INSTR PLATE SPEED/ATTACK
916-3	1	WIRING DIAGRAM WONDER BOY
601-5214	4	L-LOCK
000-0310-F	4	M SCR PH W/F M3x10
420-5295	1	INSTRUCTION MANUAL ENG WONDER BOY
UC-0003	1	SHIELD BASE
UC-0004	1	SHIELD COVER
601-5525-100	1	BUSH 1.2 t
SGB-3722	1	WIRE HARN SHIELD EARTH
211-0167	2	TERM LUG RND ID 5
005-3516-F	6	W SCR RH W/F 3.5x16
010-0408-F	17	S-TITE SCR PH W/F M4x8
010-0310-F	4	S-TITE SCR PH W/F M3x10



PREVENTION OF COUNTERFEITING AND CONVERSION

LABELING

To prevent counterfeits and conversions, the following labels are put on all the SEGA products. When handling such goods, be sure to confirm the labels. They are used to prevent illegal acts such as the unauthorized copying of the products and the printed circuit boards thereof or carrying on business by manufacturing similar merchandise or by converting, selling or using such products or printed circuit boards.


ORIGINAL SEAL

The following seal is put on the machines manufactured by SEGA.



LICENSE SEAL

The following seal is put on the kits, such as the printed circuit boards, of SEGA products.



COPYRIGHT NOTICE

This SEGA product has the copyright notice as follows:

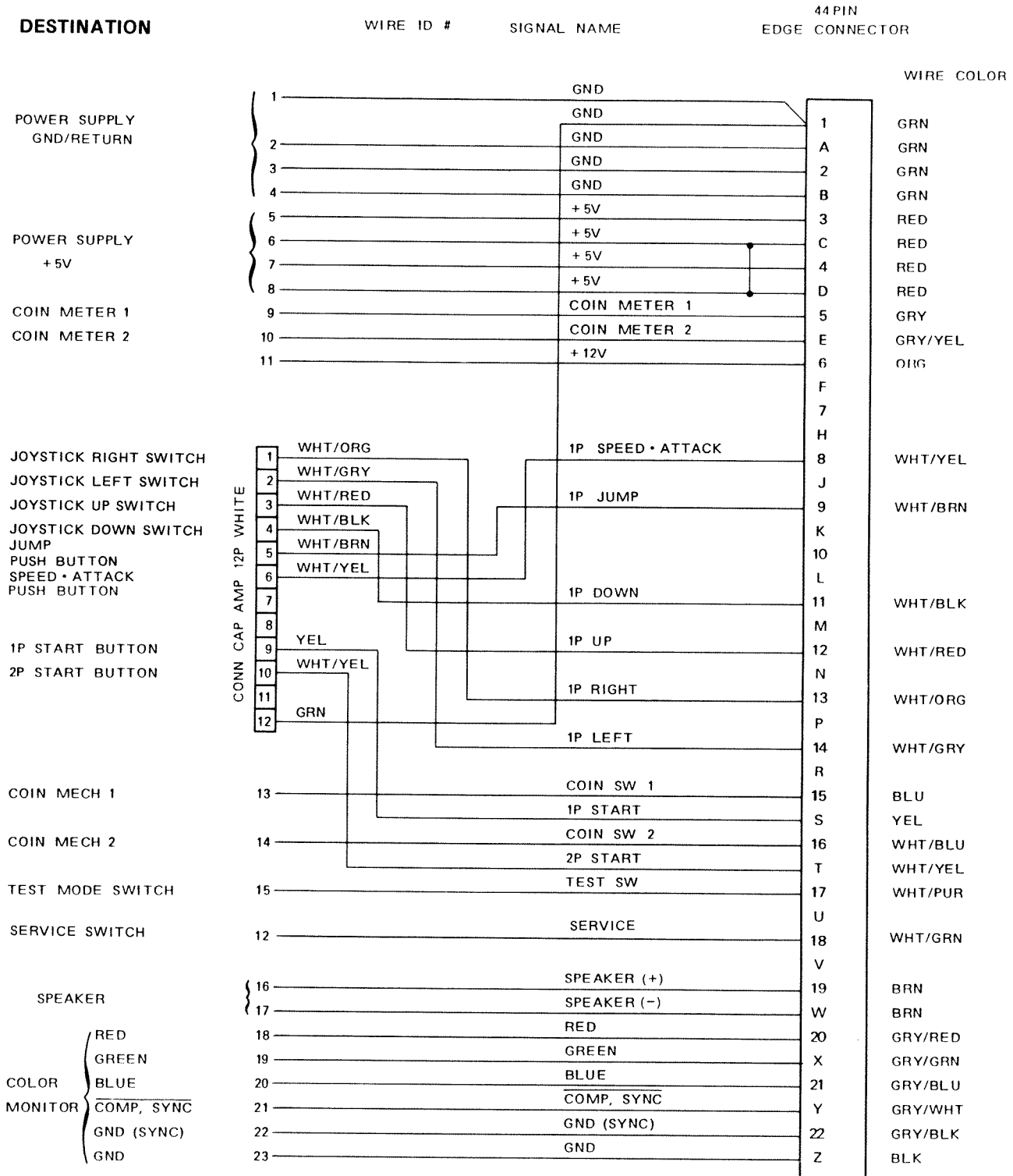
© SEGA 1986

This signifies that this work was disclosed in 1986 and is the property of SEGA ENTERPRISES, LTD.

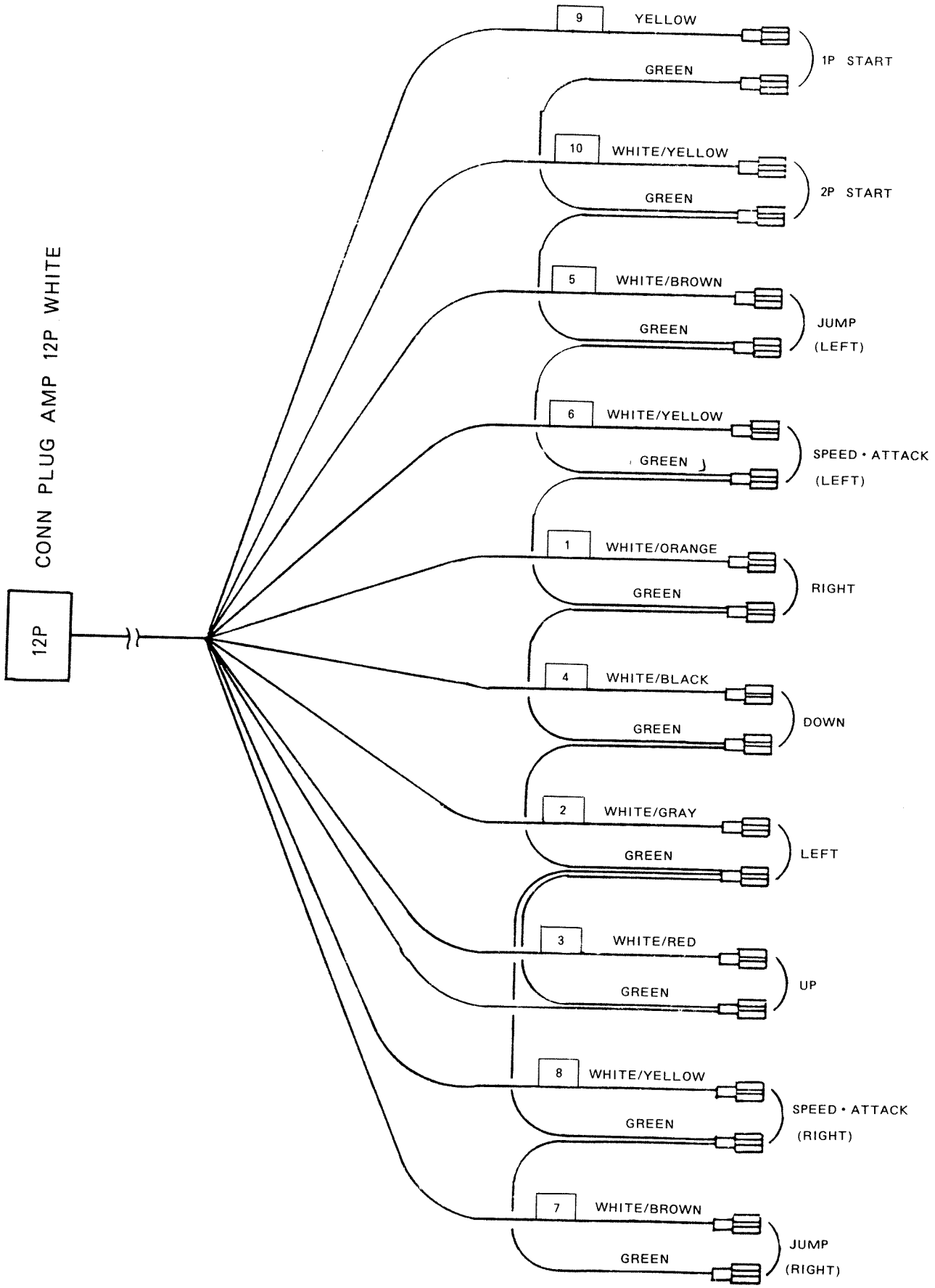
NOTICE WARNING

After installation of this kit , the 5 volt power supply must be checked and adjusted to make certain exactly 5 volts are present at pins 1 & 3 (1 is negative and 3 is positive) of the 44 pin edge connector. The voltage check and adjustment must be done while the PCB is plugged in to the 44 pin connector to supply the proper load. This PCB will not operate properly on voltages below 5 volts as measured at the board.

WIRING ROUTING (MAIN HARNESS)



WIRING ROUTING (CONTROL PANEL HARNESS)

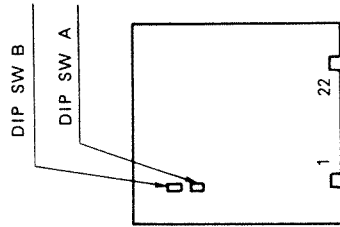


OPTION SWITCHES/DC POWER REQUIREMENTS

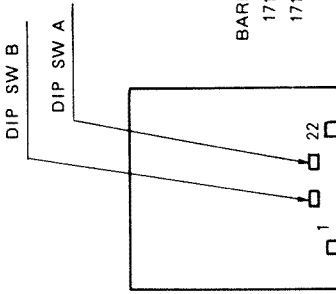
WONDER BOY (834 - 5984)

COIN/CREDIT OPTION SWITCH SETTING DIP SWITCH #A

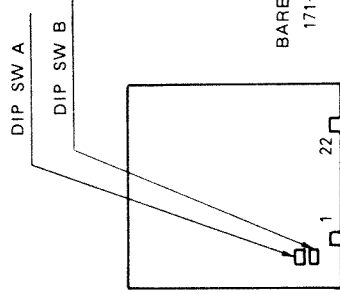
OPTION	DIP SWITCH #A							
	1	2	3	4	5	6	7	8
1 COIN	OFF	OFF	OFF	OFF	OFF	OFF	OFF	OFF
2 CREDITS	ON	OFF	OFF	OFF	OFF	OFF	OFF	OFF
3 CREDITS	ON	OFF	OFF	OFF	OFF	OFF	OFF	OFF
4 CREDITS	ON	OFF	OFF	OFF	OFF	OFF	OFF	OFF
5 CREDITS	ON	OFF	OFF	OFF	OFF	OFF	OFF	OFF
6 CREDITS	ON	OFF	OFF	OFF	OFF	OFF	OFF	OFF
1 COIN	ON	OFF	OFF	OFF	OFF	OFF	OFF	OFF
2 COINS	ON	OFF	OFF	OFF	OFF	OFF	OFF	OFF
3 COINS	ON	OFF	OFF	OFF	OFF	OFF	OFF	OFF
4 COINS	ON	OFF	OFF	OFF	OFF	OFF	OFF	OFF
5 COINS	ON	OFF	OFF	OFF	OFF	OFF	OFF	OFF
6 CREDITS	ON	OFF	OFF	OFF	OFF	OFF	OFF	OFF
1 COIN	OFF	ON	OFF	ON	OFF	ON	OFF	ON
2 CREDITS	ON	ON	OFF	ON	OFF	ON	OFF	ON
3 CREDITS	ON	ON	OFF	ON	OFF	ON	OFF	ON
4 CREDITS	ON	ON	OFF	ON	OFF	ON	OFF	ON
5 CREDITS	ON	ON	OFF	ON	OFF	ON	OFF	ON
6 CREDITS	ON	ON	OFF	ON	OFF	ON	OFF	ON
1 COIN	ON	ON	ON	ON	ON	ON	ON	ON
2 COINS	ON	ON	ON	ON	ON	ON	ON	ON
3 COINS	ON	ON	ON	ON	ON	ON	ON	ON
4 COINS	ON	ON	ON	ON	ON	ON	ON	ON
5 COINS	ON	ON	ON	ON	ON	ON	ON	ON
6 CREDITS	ON	ON	ON	ON	ON	ON	ON	ON
COIN SW. #1	COIN SW. #2							



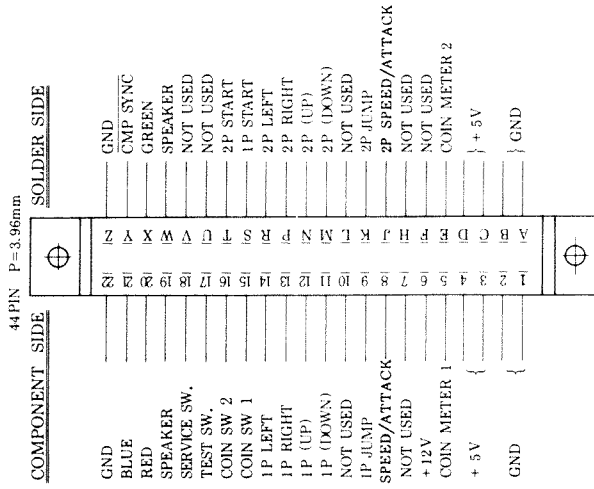
BARE BD No.
171-5034
171-5034
171-5154-01



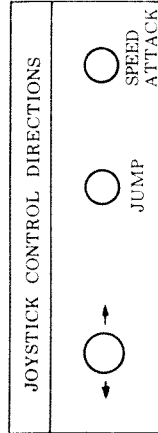
BARE BD No.
171-5054-02
171-5054-03



BARE BD No.
171-5303-02



44 PIN P = 3.96mm



SUPPLY VOLTAGES & CURRENT	
VOLTAGE	CURRENT
DC5V	4.1A
DC12V	0.25A

421-6307

OPTION SWITCH SETTING DIP SWITCH #B

OPTION	DIP SWITCH #B							
	1	2	3	4	5	6	7	8
TABLE UPRIGHT	OFF							
ADVERTISE SOUND	OFF							
NUMBER OF PLAYERS FREE	3	OFF	OFF	OFF	OFF	OFF	OFF	OFF
	4	ON	ON	ON	ON	ON	ON	ON
	5	OFF	ON	ON	ON	ON	ON	ON
SCORE FOR AN ADDITIONAL PLAYER					OFF			
CONTINUE					OFF			
					ON			
NOT CONTINUE					OFF			
					ON			
DIFFICULTY					OFF			
					ON			
HARD					OFF			
					ON			

SEGA ENTERPRISES, LTD.
No. 2-12, Haneda 1-chome
Ohta-ku, Tokyo 144, Japan

- **Tel. : (03) 743 - 7438**
- **FAX : (03) 743 - 5539**
- **TLX : J22357 SEGASTAR**

© **SEGA 1986**

Printed in Japan